

A scenic landscape photograph showing the silhouettes of four hikers on a mountain peak. They are positioned on the right side of the frame, looking out over a vast valley. The sun is low on the horizon, creating a bright, starburst effect and casting a golden glow over the scene. The valley below is filled with rolling hills, fields, and a winding river or road. The sky is a clear, deep blue.

Groupe des Assurances du Crédit Mutuel (GACM) Debt Investor Presentation

MAY 2026

DISCLAIMER

You must read the following before continuing and, in accessing such information, you agree to be bound by the following restrictions.

This document was prepared by Groupe des Assurances du Crédit Mutuel (“GACM”) for the sole purpose of financial communication and exclusively for use in this presentation.

This document has not been independently verified. No representation or warranty, express or implied, is made as to, and no reliance should be placed upon, the fairness, completeness or correctness of the information or opinions contained in this document. GACM, as well as its affiliates, directors, advisors, employees and representatives accept no responsibility in this respect. Recipients should not consider it a substitute for exercising their own judgment. All of the opinions expressed in this document are subject to change without prior notice.

This communication contains forward-looking information and statements. Forward-looking statements are statements that are not historical facts but are based on current plans, estimates and objectives of GACM’s management. Although GACM’s management believe that the assumptions and expectations reflected in such forward-looking statements are reasonable, investors are informed that forward-looking information and statements are subject to various risks and uncertainties, many of which are difficult to predict and generally beyond GACM’s control. These could cause actual results and developments to differ noticeably from those expressed, suggested or projected in the forward-looking information and statements. Forward-looking statements contained herein are only made as at the date of this document and GACM undertakes no obligation to update or revise publicly any of them in light of new information, future events or otherwise.

This document does not constitute any form of commitment on the part of GACM or any other person. Neither this document nor any other written or oral information made available to any recipient or its advisers shall form the basis of, or be relied upon in connection with, any contract. In particular, in furnishing the information, GACM, as well as its affiliates, directors, advisors, employees and representatives undertake no obligation to provide the recipient with access to any additional information. This document does not constitute, or form part of, (i) an offer, invitation or inducement to sell a security or engage in investment, financial or other similar activity, (ii) a solicitation of an offer to buy any security or (iii) any recommendation or advice in relation to any investment, financial or other decision, in each case in France, in the United Kingdom, in the United States or any other jurisdiction. Persons considering making any investment or financial decision should contact their qualified financial adviser.

This document is not to be reproduced, redistributed or published, directly or indirectly, in whole or in part, to or by a person other than its original recipient. GACM takes no responsibility and assumes no liability for the use of these materials by any such person. The distribution of this document in certain jurisdictions may be restricted by law. Release, publication or distribution of this document is forbidden in any jurisdiction where such release, publication or distribution would violate applicable laws or regulations. Persons who come into possession of this document should inform themselves about and observe any applicable legal and regulatory restrictions.

AGENDA

1. EXECUTIVE SUMMARY
2. COMPANY OVERVIEW
3. BUSINESS & FINANCIAL PERFORMANCE
4. FINANCIAL & CAPITAL POSITION
5. APPENDIX

SECTION 1

EXECUTIVE SUMMARY

GROUPE DES ASSURANCES DU CRÉDIT MUTUEL (GACM)

Key figures as at December 2025

The insurance group of bancassureur Crédit Mutuel for over 50 years:

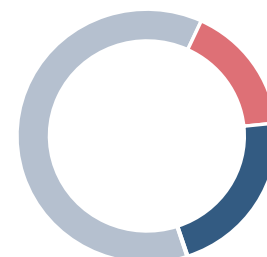
38.8 M policies mainly distributed through an **integrated network** of c. 4,100 branches

Crédit  Mutuel



€17.6 BN gross written premiums with a **diversified business mix**

Savings & retirement 62%



Property & casualty 16%

Health, protection & creditor 22%

Premium allocation by business lines

3,904 employees in **4** countries

(France, Belgium, Luxembourg, Germany)

A robust financial performance:

IFRS KPIs

€979 M Net profit

€11.9 BN Equity

€157 BN Total balance sheet

226% Solvency II ratio

5.9% Profit-sharing reserves
/Euro Mathematical reserves Ratio

A1 STABLE OUTLOOK Financial strength rating
ACM VIE SA & ACM IARD SA

Confirmed in August 2025, **Moody's** rating is supported by:

"(i) the group's strong franchise as evidenced by solid and growing market shares in France and controlled distribution, (ii) a broad product diversification including a good balance between life and non-life activities, (iii) relatively stable profitability levels, and (iv) a strong solvency and good financial flexibility."

**STRONG
PERFORMANCE
BURDENED BY AN
EXCEPTIONAL FISCAL
CONTRIBUTION**

New record inflows in savings & retirement insurance in a favourable market environment in France.

Excluding the **exceptional contribution** on profits of **€126 million**, **GACM's net profit** was up by 10.8% compared with 2024 at **€1,104 million**.

This performance was driven by the **increase in insurance result**. Price adjustments and favourable reserve development led to the 8-points improvement in the P&C combined ratio (from 100.2% to 92.1%).

**MIDWAY THROUGH
CRÉDIT MUTUEL ALLIANCE
FÉDÉRALE'S 2024-2027
STRATEGIC PLAN**

Internationally, after a pilot phase and from January 1st, 2026, the **full range of products from ACM Deutschland's insurance subsidiaries** has been launched within **Targobank's network** in Germany. It marks a new step in the development of Crédit Mutuel Alliance Fédérale's "bancassurance" model.

The **business combination of Crédit Mutuel Épargne Salariale with GACM**, early in 2025, allowed for an integrated approach in social protection and collective savings for professional and corporate customers.

ENSEMBLE —
— PERFORMANT
SOLIDAIRE —

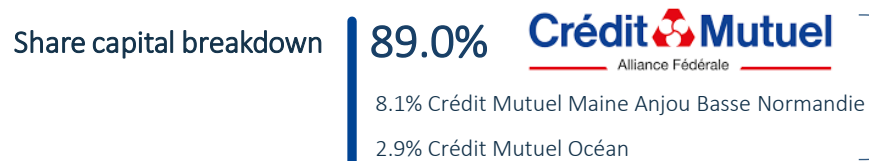
SECTION 2

COMPANY OVERVIEW

FULLY INTEGRATED WITHIN CRÉDIT MUTUEL ALLIANCE FÉDÉRALE

FY 2025


GACM is the captive bancassurance company of Crédit Mutuel Alliance Fédérale



In 2025, Crédit Mutuel Maine Anjou Basse Normandie increased its GACM's participation (from 7.4%) by transferring its ACM IARD SA stake to GACM in exchange for newly created GACM SA shares.

GACM contributed to 22% of Crédit Mutuel Alliance Fédérale net income⁽¹⁾ and generated €1.8 bn of commissions to Crédit Mutuel Alliance Fédérale networks

Crédit Mutuel Alliance Fédérale's net income breakdown by business lines



(1) Excluding holding company services

GACM is fully integrated, both commercially and technically, within Crédit Mutuel Alliance Fédérale

GACM distributes its insurance products mainly through distribution networks in Crédit Mutuel Alliance Fédérale Group, other Crédit Mutuel Federations' networks (except Crédit Mutuel Arkéa) and brokers and agency networks of certain Group companies.

% of 2025 premiums by distribution model



A « BANCASSURANCE » BUSINESS MODEL WITH STRONG PERFORMANCE

Crédit Mutuel Alliance Fédérale, FY 2025

A cooperative “bancassurance” group belonging to its customers

31.7 m customers
6.3 m members
1,331 local banks

A multi-service banking and insurance group

c. 4,100 points of sales, through powerful brands



A diversified group with cross-selling activities

€539.2 bn loan outstanding: +2.3% vs 2024
€486.8 bn deposit outstanding: +0.8% vs 2024
38.8 m insurance policies
0.7 m subscribers in remote surveillance
Major player in lease financing and factoring market in France

A solid bank ⁽¹⁾

↑ €17.7 bn net revenue
(+6.7% vs 2024)
of which 70% from “Bancassurance” ⁽²⁾

€9.8 bn operating expenses
(+5.9% vs 2024)

55.3% cost to income ratio
(55.7% in 2024)

33 bp cost of customer risk related to outstanding loans
(38 bp in 2024)

↑ €4.2 bn net income
(+2.3% vs 2024 and +11.4% without tax surcharge)

A strong capitalisation and liquidity profile

↑ €70.3 bn total shareholders’ equity
(+€4.3 bn vs 2024)

19.7% CET1
(18.8% in 2024)

7.9% Leverage ratio
(7.4% in 2024)

165.9% LCR ratio
(-11.1 pts vs 2024)

A performance serving society: the societal dividend

€622 m allocated to societal dividend in 2025 (€574 m in 2024) and a target of nearly €2.5 bn over the 2024-2027 strategic plan

Top-ranked among French & European Banks Recognition of the financial stability and the validity of the group’s business model

Financial ratings ⁽³⁾ :		Non-financial ratings:
Moody’s	A1 / P-1 / stable	ISS ESG: C ‘Prime’
Standard & Poor’s	A+ / A-1 / stable	MSCI: AA
Fitch Ratings	AA- / F1+ / negative	Moody’s ESG: 64
		SUSTAINALYTICS: 16.5

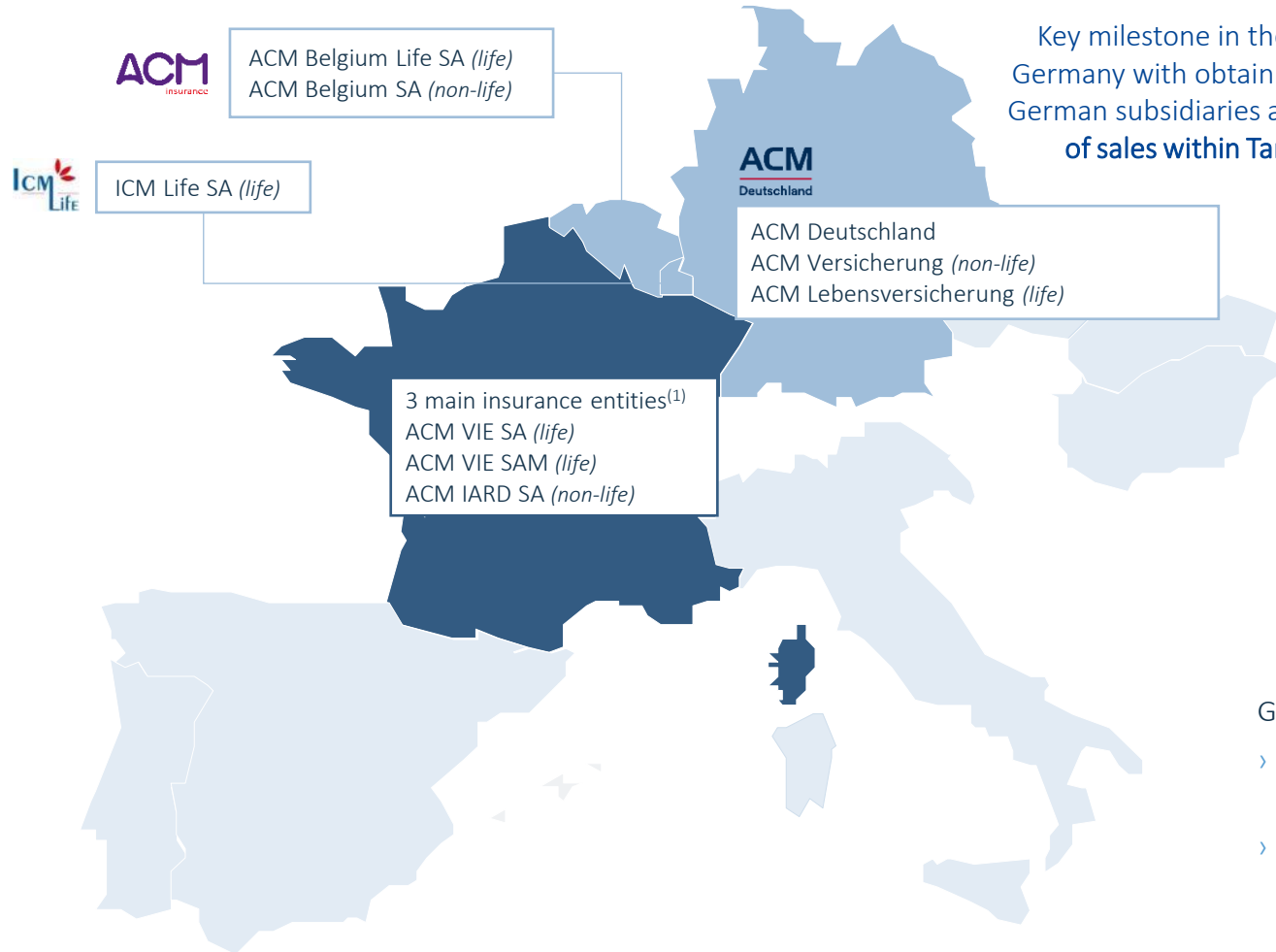
(1) Change at constant scope
(2) Excluding “holding” segment

(3) Respectively published on December 18, December 8, and December 22, 2025. Senior-Preferred Short-Term Debt / Senior-Preferred Unsecured / Outlook Senior Preferred
Moody’s and Fitch Ratings: rating for Crédit Mutuel Alliance Fédérale / S&P: group Crédit Mutuel

ROOTED IN FRANCE, EXPORTING ITS BANCASSURANCE MODEL IN EUROPE

As at December 2025

All entities presented below are controlled by the holding company GACM SA



Key milestone in the development of GACM's activity in Germany with obtaining the BaFin's insurance approvals for German subsidiaries at the end of June 2025 and the launch of sales within Targobank's network since July 2025.

Breakdown of gross written premiums between France and International



GACM SA also holds financial stakes in insurance companies abroad:

- › in Canada, 10% of the ordinary shares of Desjardins Groupe d'Assurances Générales (DGAG)
- › in Tunisia, 30% of the share capital of the insurance company Astrée SA

Insurance operations under Freedom to Provide Services (FPS), mainly in the countries in which Cofidis operates represent less than 1% of gross written premiums

⁽¹⁾ All resources, including personnel, of the French entities of GACM are concentrated within an economic interest grouping, **GIE ACM**

⁽²⁾ Including FPS

STRONG POSITION IN THE FRENCH INSURANCE INDUSTRY

Rankings



TOP 10 PLAYER IN P&C, CREDITOR AND SAVINGS INSURANCE SEGMENTS



3 Creditor insurance

9 Motor insurance



5 Savings insurance

7 Property insurance



STRONG GROWTH POTENTIAL IN SOCIAL PROTECTION



12 Protection insurance

13 Health insurance



AMONG THE TOP 3 IN CUSTOMER SURVEYS ON THE IDENTITY, ATTRACTIVENESS AND REPUTATION OF INSURANCE COMPANIES OVER THE LAST 7 YEARS

Rankings sources:

L'Argus de l'assurance 2025 (eoy 2024 premiums) for all segments except for protection and savings insurance

L'Argus de l'assurance 2026 for protection and savings insurance (eoy 2025 premiums and eoy 2025 outstandings for savings insurance)

Opinion Way barometer

AN IMPACTFUL CSR STRATEGY

in line with that of Crédit Mutuel Alliance Fédérale, the 1st bank “Entreprise à mission”

(benefit corporation bank)

A key actor of Crédit Mutuel Alliance Fédérale’s sustainability trajectory, GACM makes a significant contribution to the delivery of its commitments by embedding **solidarity**, **sustainability** and **responsibility** across all its activities:

Solidarity



- Ending health-based discrimination for creditor insurance with the removal of health questionnaire for loyal customers. Extension to professional clients in 2025.
- Improving access to healthcare by advancing health expenses to clients
- Supporting policyholders through difficult times :
 - › Family assistance guarantee for protection and creditor policyholders who become the caregiver of a child who is seriously ill, disabled or the victim of an accident.
 - › Mutual health support financing all or part of outstanding expenses for health and protection policyholders in the event of grave illness, disability or loss of independence

Sustainability



- Advocating for insurability and management of climate risks with the aim to keep insuring individuals even with high exposure to climate risks
- Accompanying policyholders towards diversification, innovation and green finance by enhancing our sustainable financial offering (sustainable investments, labeled funds, ESG characteristics...)
- Implementing sustainable claims management policy by selecting sustainable partners, prioritising repair over replacement, dematerialising claim management and creating an end-to-end repair ecosystem for property insurance



€565 m invested in Crédit Mutuel Alliance Fédérale’s Environmental and Solidarity Revolution Fund as at December 31, 2025.

Responsibility



- Applying restrictive investment policies
 - › Systematic ESG analysis for new investments
 - › Coal: immediate divestment of new coal developers / Exit of coal by 2030
 - › Oil & Gas: no funding for new projects
 - › Tobacco: no funding for tobacco producers ⁽¹⁾
 - › Deforestation: no funding for companies in deforestation-related controversies ⁽¹⁾
- Aiming for carbon neutrality by 2050 in line with the Paris Climate Agreement by reducing the carbon footprint of our investments by at least ⁽²⁾ 60% by the end of 2030
- Voting in line with those commitments and demanding shareholder dialogue
- Promoting gender parity and equal opportunity for employees
More than 50% of women among managers, Highly rated by French gender equality index: 98/100 ⁽³⁾ and commitment to hiring and integration of disabled people

GACM’s sustainability information is integrated into Crédit Mutuel Alliance Fédérale’s universal registration document

(1) Crédit Mutuel Alliance Fédérale joined the Tobacco-Free Finance Pledge and Act4Nature in 2023.

(2) Compared to end 2018. Scope: corporate bonds and stocks held directly

(3) Index established by the French Ministry of Labour in 2025

SECTION 3

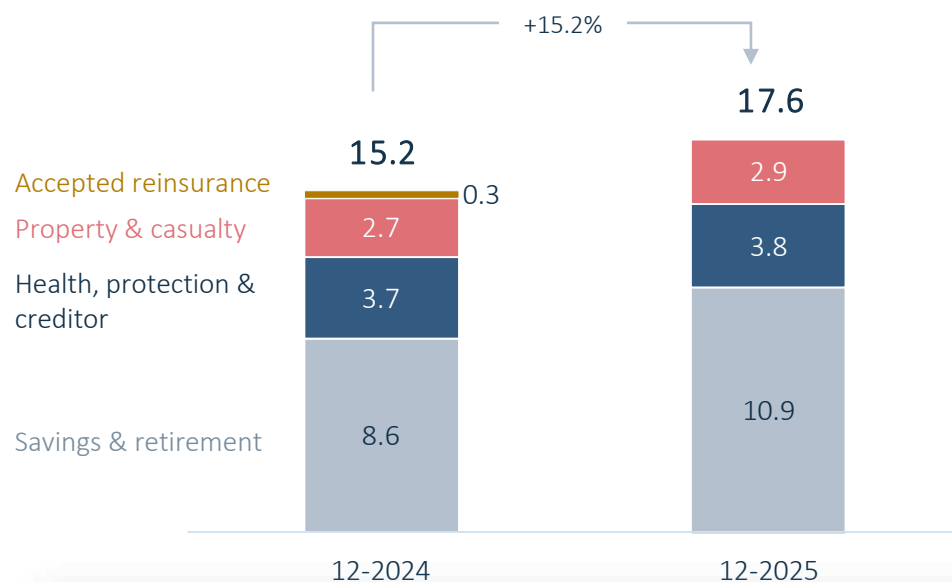
BUSINESS & FINANCIAL PERFORMANCE

DIVERSE BUSINESS MIX AND DYNAMIC ACTIVITY

A well-diversified insurance offering in savings, P&C and protection

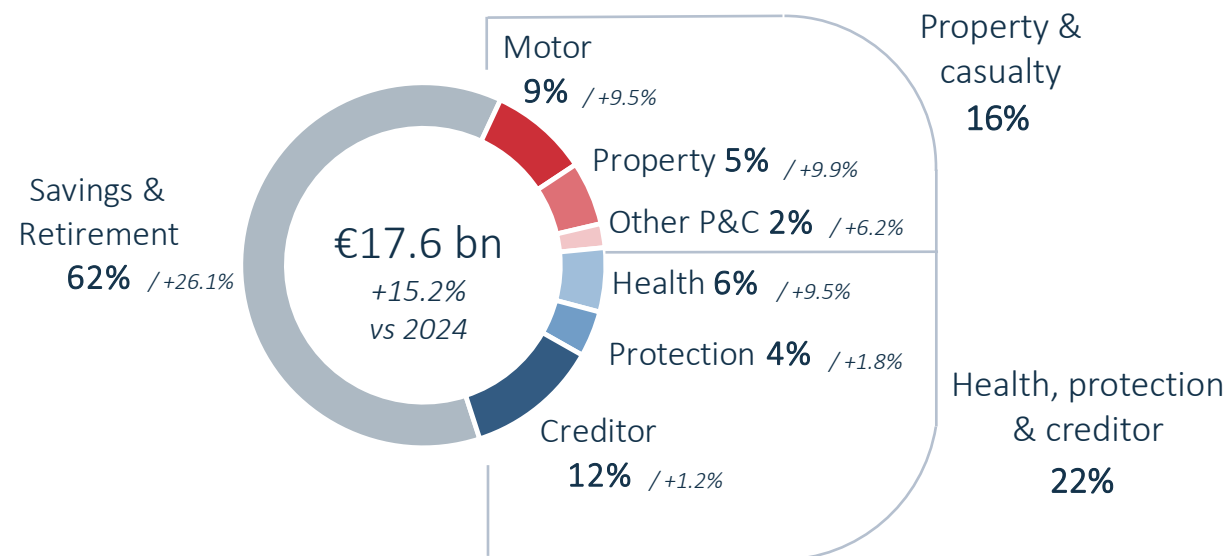
Gross written premiums

€ billion



Business mix

FY 2025

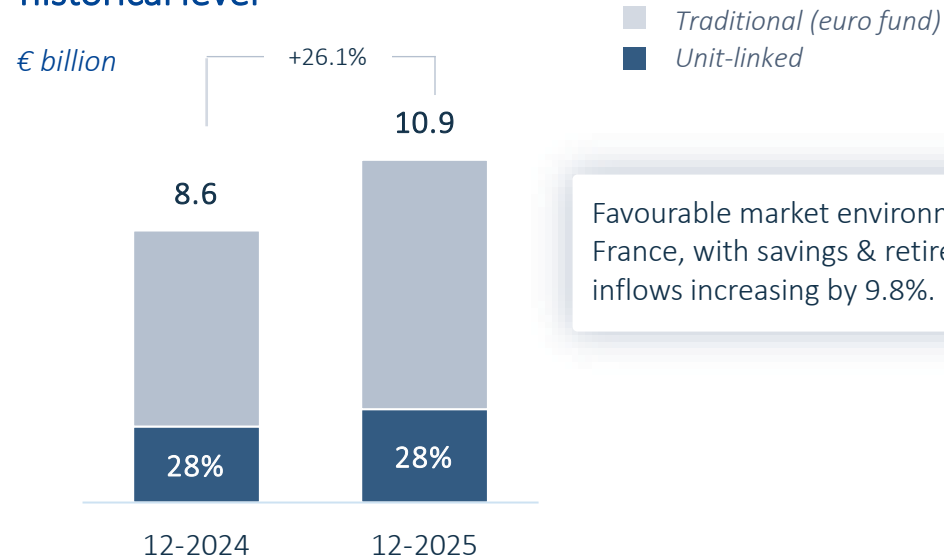


- › GACM's gross written premiums rose by 15.2% compared with 2024 to reach €17.6 bn, driven by a new record of gross inflows in savings & retirement.
- › P&C premiums grew by 9.2 % to reach €2.9 billion while the health, protection & creditor insurance sector posted a 3.4 % growth compared with last year. The sustained increase in property & casualty insurance is explained by portfolio growth and necessary price adjustments with repair costs' inflation.

SAVINGS & RETIREMENT: STRONG BUSINESS PERFORMANCE

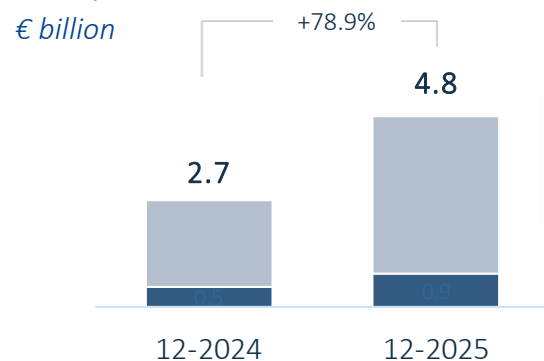
Record inflows in 2025

Growth in savings & retirement premiums reached a historical level



Favourable market environment in France, with savings & retirement inflows increasing by 9.8%.

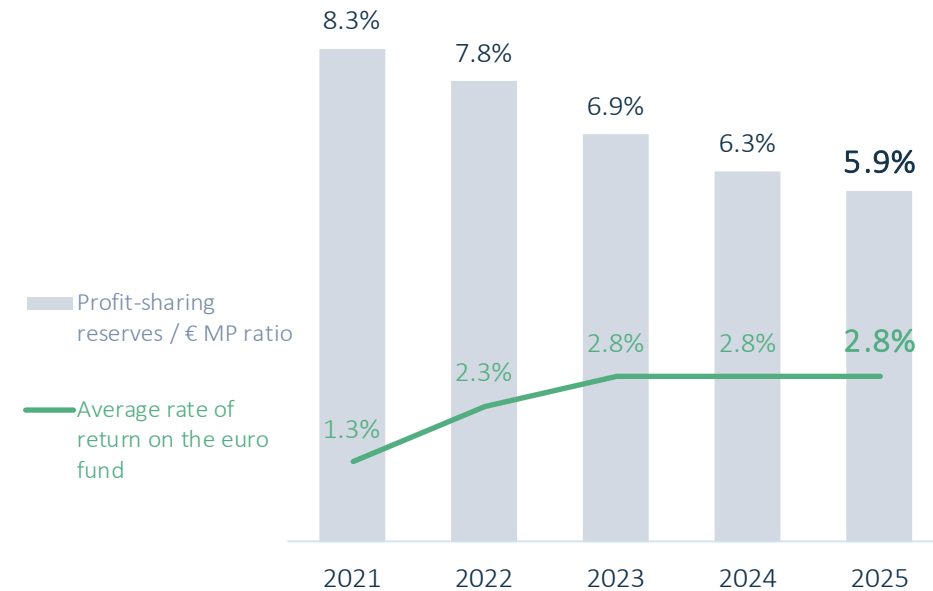
Sharp increase in net inflows



Mainly carried out on euro funds, which amounted to €3.9 bn and €0.9 bn for unit-linked funds.

Average yield of 2.8% credited to policyholders on euro funds in 2025 for the third consecutive year

While maintaining a high level of profit-sharing reserves.



Scope: French entities ACM VIE SA and ACM VIE SAM

Very low exposure to guaranteed rates

The minimum average guaranteed rate stood at 0.13% as at December 31, 2025. All new business is 0% guaranteed rate.

SAVINGS & RETIREMENT: INCREASE IN PROFITABILITY

Driven mainly by growth in outstandings

Savings & retirement insurance result

€511 m

+2.7% vs 2024

Of which €471 m of CSM
recognised in insurance revenue

Savings & retirement contractual service margin (CSM)

€7.2 bn

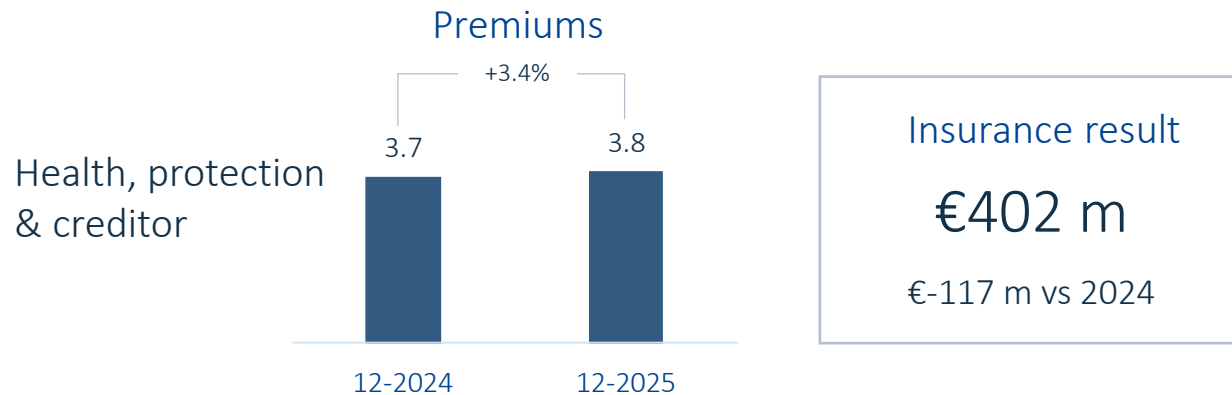
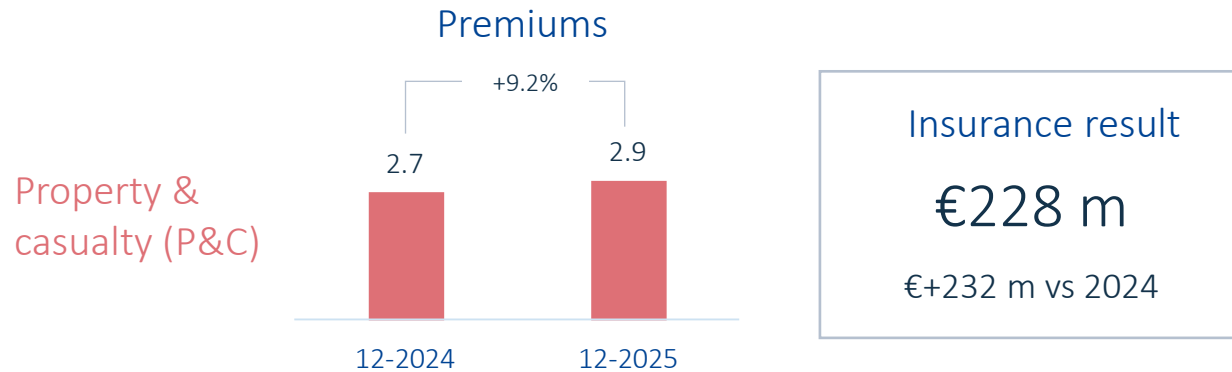
+27.0% vs 2024

Increase due to rise in long-term interest rates and
equity markets

GACM CONTINUED TO DEVELOP ITS BUSINESSES IN P&C AND PROTECTION

Sustained premium growth in 2025

€ billion



P&C and protection insurance premiums continued to grow and amounted to €6.7 bn, up by 5.8% compared with 2024 (excluding accepted reinsurance).

Sustained increase in P&C insurance result explained by:

- › Price adjustments necessitated by repair costs' inflation and effects of climate change including, since January 1st, 2025, the rise in the additional premium used to finance the compensation scheme for natural catastrophes ⁽¹⁾ in France.
- › Favourable reserves development

The combined ratio of GACM's property & casualty insurance under IFRS recovered to 92.1% compared with 100.2% at the end of 2024.

Decrease in Health, protection & creditor insurance result mainly due to the rise of disability rates in creditor portfolios of home loans.

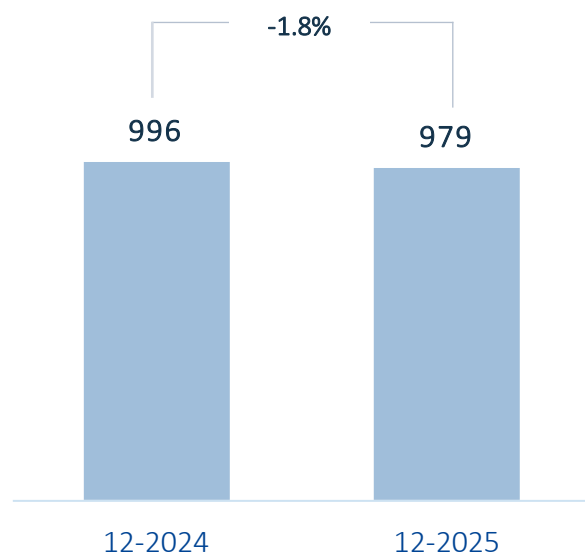
(1) From 12 to 20% of the premiums for property damage and for professional's properties insurance contracts

ROBUST PROFITS IN 2025

Increase in insurance result offset by an exceptional contribution on profits

IFRS net profit

€ million



Group share

996

985

€1,104 m of IFRS net profit (+10.8% vs 2024) excluding the exceptional contribution on profits (€126 m).

€1,141 m on insurance result (+12.6% vs 2024)

Largely attributable to the increase in P&C.

€362 m over financial result (-11.1% vs 2024)

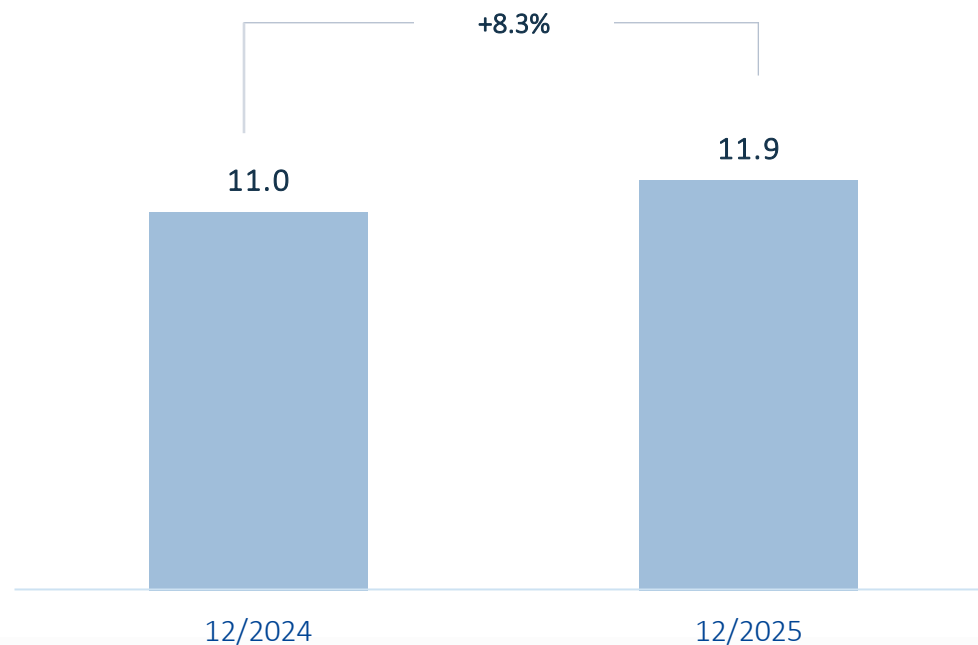
Mainly due to realised losses on fixed income portfolio with the aim of improving future yields.

RESILIENT BALANCE SHEET INDICATORS

Increase in total equity and CSM

Total equity

€ billion



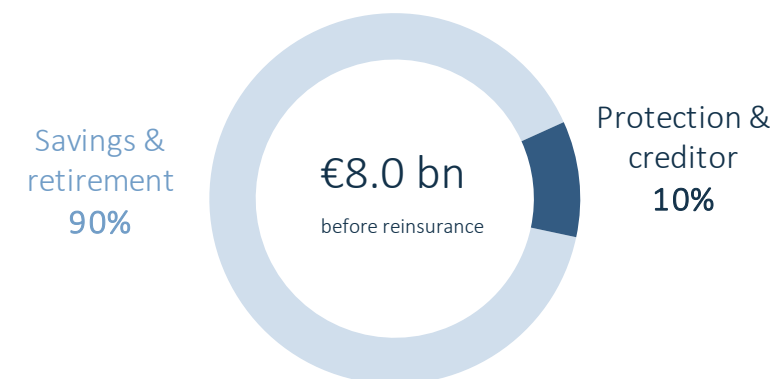
As at December 31, 2025, GACM'S IFRS equity amounted to €11.9 bn, up by 8.3% compared with 2024.

Positive impact of the net profit (€1.0 bn) and other comprehensive income (€0.3 bn) was partially offset by a dividend distribution of €0.3 bn.

Contractual service margin (CSM)

€ billion

- › The CSM reached €8.0 bn, up by 20.3% compared with 2024, mainly driven by savings & retirement insurance due to the rise in long-term interest rates and equity markets.
- › As at December 31, 2025, €0.6 bn of CSM was recognised in profit.



SECTION 4

FINANCIAL & CAPITAL POSITION

WELL-DIVERSIFIED ASSET ALLOCATION STRATEGY

Resilient to the economic and financial environment

Asset Allocation FY 2025 ⁽¹⁾

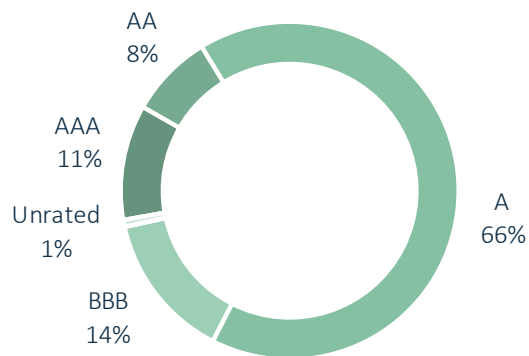
€ billion

	Book Value (Local GAAP)		Market Value		Unrealised capital gain/loss
	Value	%	Value	%	
Fixed Income	91.6	78%	85.7	69%	-5.9
Equities	16.2	14%	27.5	22%	+11.4
Real Estate	6.0	5%	6.8	5%	+0.8
Cash	3.6	3%	3.6	3%	+0.0
Total	117.4	100%	123.6	100%	+6.2

- › 2025 allocation is in line with the previous year.
- › GACM unrealised capital gain is up by €1.1 billion compared with 2024.

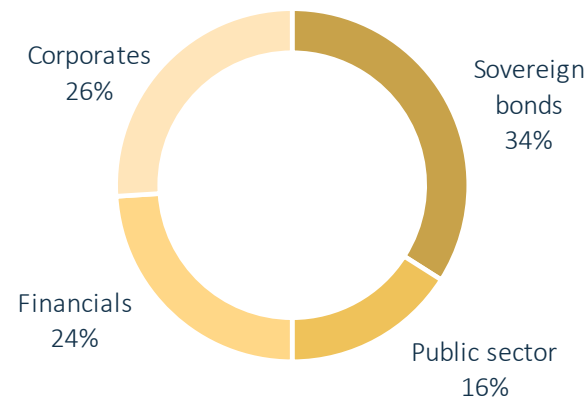
(1) Excluding Unit Linked and Repurchase Agreements

Bond portfolio ⁽²⁾ per rating (Book Value, Local GAAP)

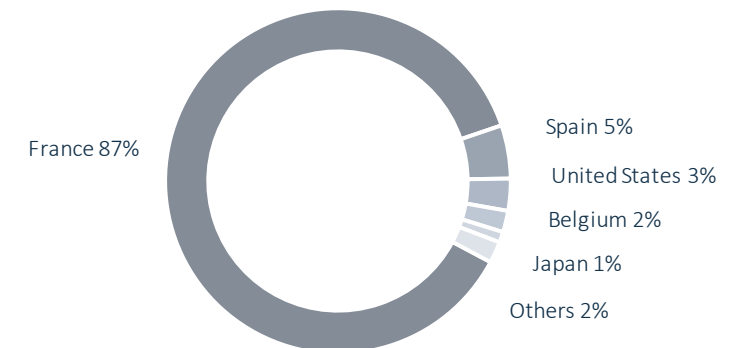


(2) 94% of the fixed income portfolio

Bond portfolio ⁽²⁾ per type of issuers (Book Value, Local GAAP)



Sovereign Bond Portfolio distribution by country (Book Value, Local GAAP)

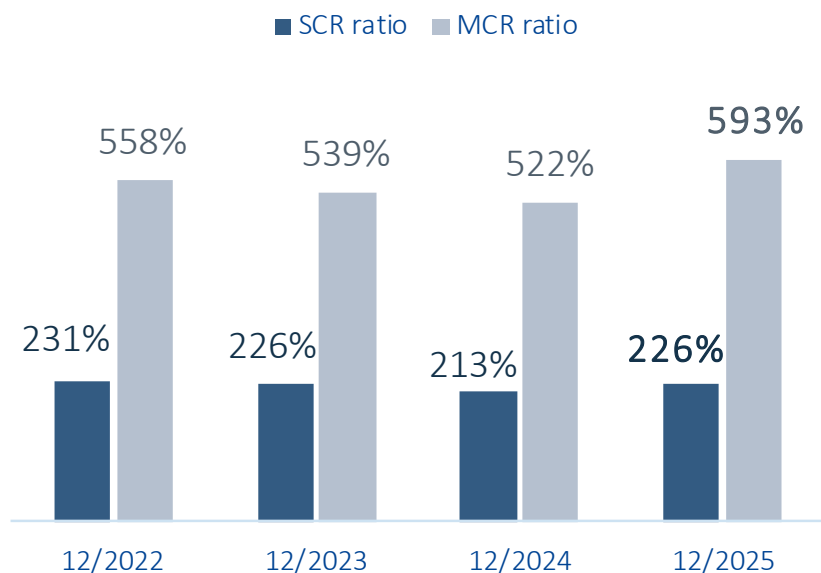


STEADILY HIGH PRUDENTIAL RATIOS

FY 2025

GACM calculates its capital requirement with the Solvency II Standard Formula without any transitional measures.

SCR & MCR ratio

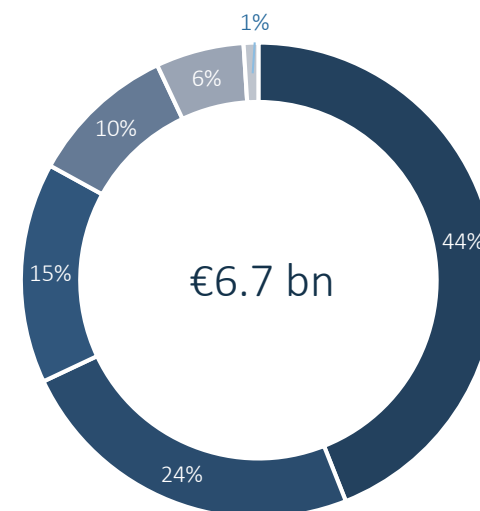


GACM's capital position is well above minimum requirements.

Breakdown of SCR

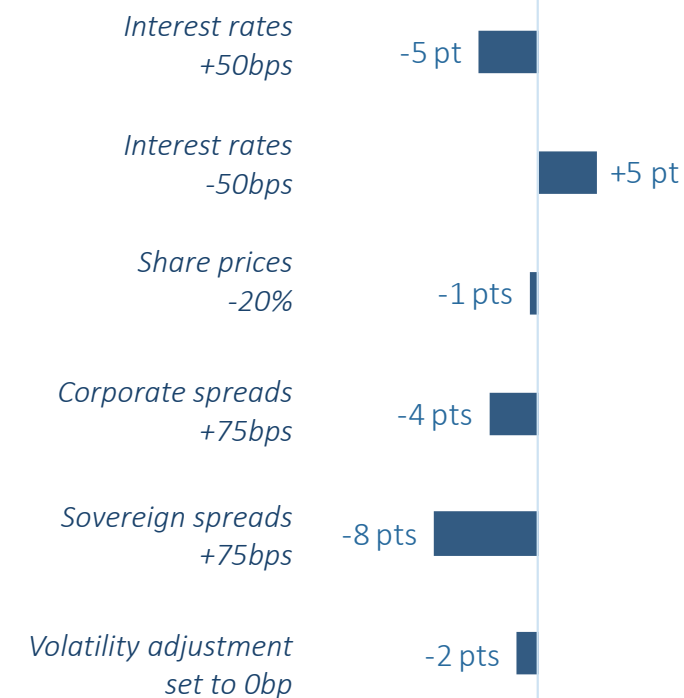
12/2025

- Market risk
- Underwriting risk - Life
- Underwriting risk - Health
- Underwriting risk - Non-Life
- Operational risk
- Counterparty default risk



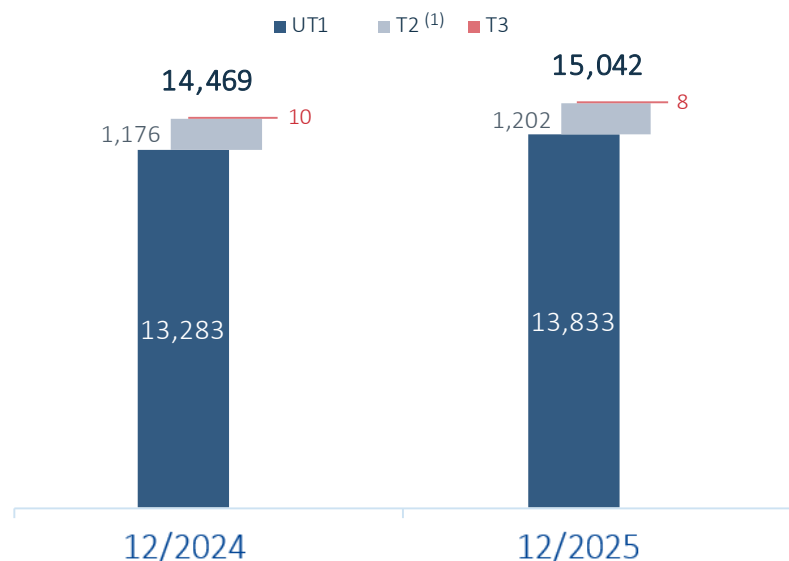
Sensitivities

12/2025



Eligible own funds & evolution

€ million



The Solvency II eligible own funds of GACM as at December 2025 amounted to €15,042 m, 92% of which is classified as Unrestricted Tier 1 (UT1).

(1) The Tier 2 issued in the operational life company ACM Vie SA (€511 m) is not available in own funds at Group's level because of Solvency II consolidation rules.



Issuance capacities as at December 2025

€ million

Tiering	Boundary	Maximum amount	Remaining capacities
RT1	20%*(RT1+UT1)	2,767	2,767
T2+T3	50%*SCR	3,328	2,119
T3	15%*SCR	0,999	0,991

SCR as at December 2025 amounted to €6,657 m.

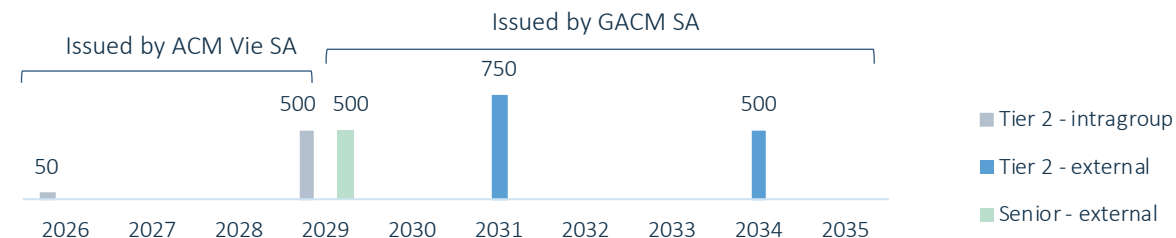
IFRS Financial leverage

Financing debt / (Total equity + post-tax CSM incl. reinsurance + Financing debt)

11.8 %

Debt maturity profile

Maturity date for bullet issues and first call date for callable issues, € million



ROBUST CREDIT PROFILE FOR GACM

Reflected by Moody's rating

Operational Entities
ACM VIE SA & ACM IARD SA

A1

Stable Outlook
Confirmed in August 2025

“The credit profile of Groupe des Assurances du Crédit Mutuel (GACM), whose main operating entities (ACM VIE SA and ACM IARD SA) are rated A1 for insurance financial strength, is supported by (i) the group's strong franchise as evidenced by solid and growing market shares in France and controlled distribution, (ii) a broad product diversification including a good balance between life and non-life activities, (iii) relatively stable profitability levels, and (iv) a strong solvency and good financial flexibility.”

Credit opinion updated 13 August 2025

STRONG INSURANCE FRANCHISE
A VERY GRANULAR DOMESTIC DISTRIBUTION NETWORK

&

LOW RISK PROFILE, ESPECIALLY IN NON-LIFE
GOOD LEVEL OF PROFITABILITY
STRONG LEVEL OF SOLVENCY II RATIO

Debt Instruments' rating

Tier 2

Baa1

Consistent with

- › the subordinated ranking of the notes,
- › the mandatory coupon deferral mechanism in case of breach of the SCR or MCR,
- › the cumulative nature of deferred coupons, in case of deferral

Senior unsecured

A3

Reflects Moody's standard notching practices for such instruments issued by holding companies

SECTION 5

—
APPENDIX

In addition to the financial statements prepared in accordance with IFRS, GACM's management uses alternative performance indicators (APIs) to analyse the Group's financial performance and position. These APIs are specific to GACM and do not refer to standardised definitions, even if their names are similar to those of indicators used by other companies. The insurance result, the financial result and the combined ratio are APIs with regard to the ESMA guidelines and the AMF position published in 2015.

- **Written premiums:** Gross written premiums of the consolidated insurance companies. (non-GAAP indicator)
- **Net inflows:** Savings & retirement premiums minus the amount of payouts. The breakdown between euro fund and unit-linked products takes into account arbitrations. (non-GAAP indicator)
- **Profit-sharing reserve** (*Provision pour participation aux excédents-PPE*): Provision for surplus profit-sharing, an amount set aside for the purpose of adjusting or regulating the rates of return paid to policyholders in euros, and which must be paid back within eight years. This is a mandatory provision for all life insurance companies. (non-GAAP indicator)
- **P&C Combined Ratio:** Ratio between insurance expenses, other insurance income and expenses (portion of non-attributable costs and other income and expenses allocated to P&C insurance income) and the reinsurance service result on the one hand, and insurance revenues on the other hand, consisting mainly of earned premiums for contracts modeled according to the PAA model (API).
- **Insurance result:** Insurance service result as it appears in the income statement, to which are added non-attributable overheads related to insurance activities, a portion of other operating income and expenses, and of which is restated the amount of the experience adjustment on commissions on savings & retirement insurance outstandings and retrocessions. Indeed, the latter is neutralised in the financial result, and therefore has no impact on GACM's net profit or loss (API).
- **Financial result:** The net financial result as it appears in the income statement, from which is deducted the amount that neutralises the experience adjustment on commissions on savings & retirement insurance outstandings and retrocessions included in the insurance service result (API).
- **Average rate of return on savings & retirement euro funds:** Weighted average of the rates of return granted by the insurer on savings & retirement insurance contracts (API).

STRONG AMBITIONS FOR THE INSURANCE BUSINESS

In Crédit Mutuel Alliance Fédérale's strategic plan for 2024-2027

The spirit of conquest
France and international



Cutting-edge tools and
technology

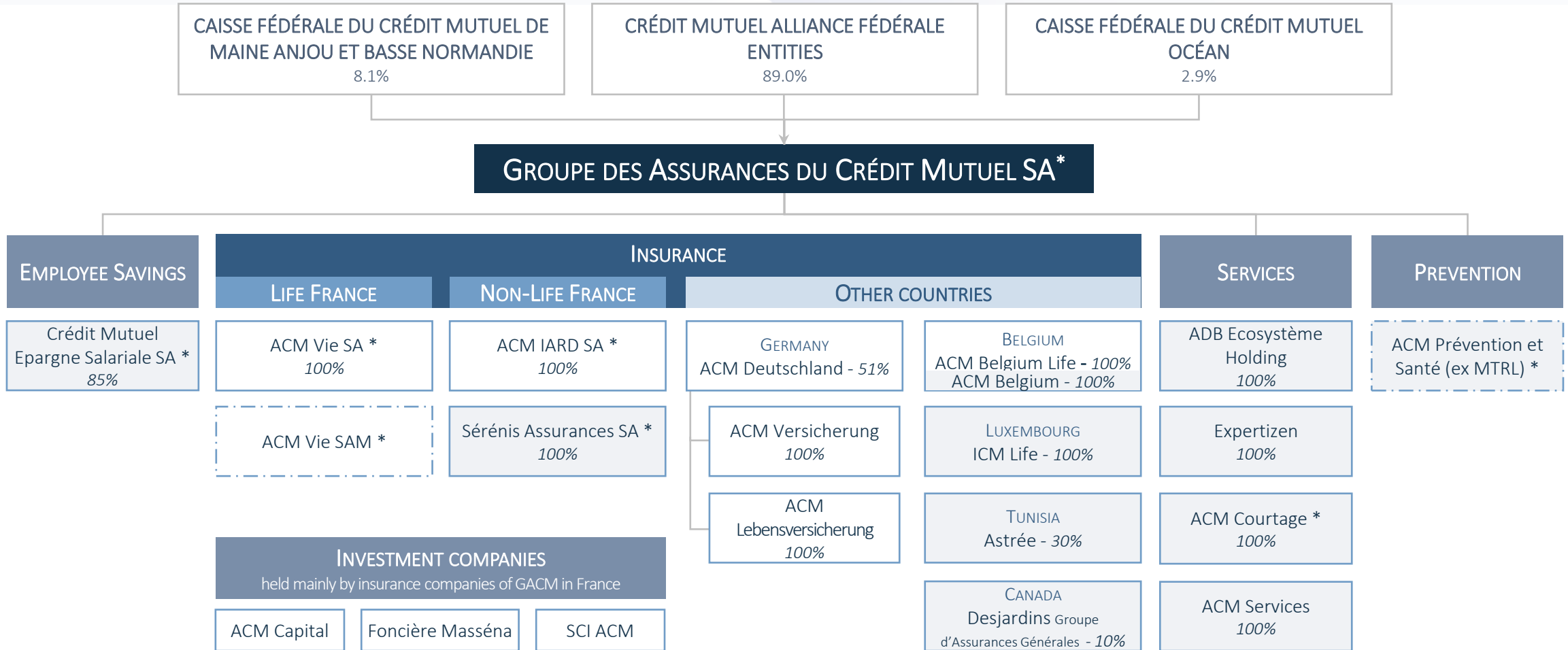


Transforming claims and
production management



GACM SIMPLIFIED ORGANISATION CHART

As at December 2025



Consolidated entity under IFRS

% : ownership percentage

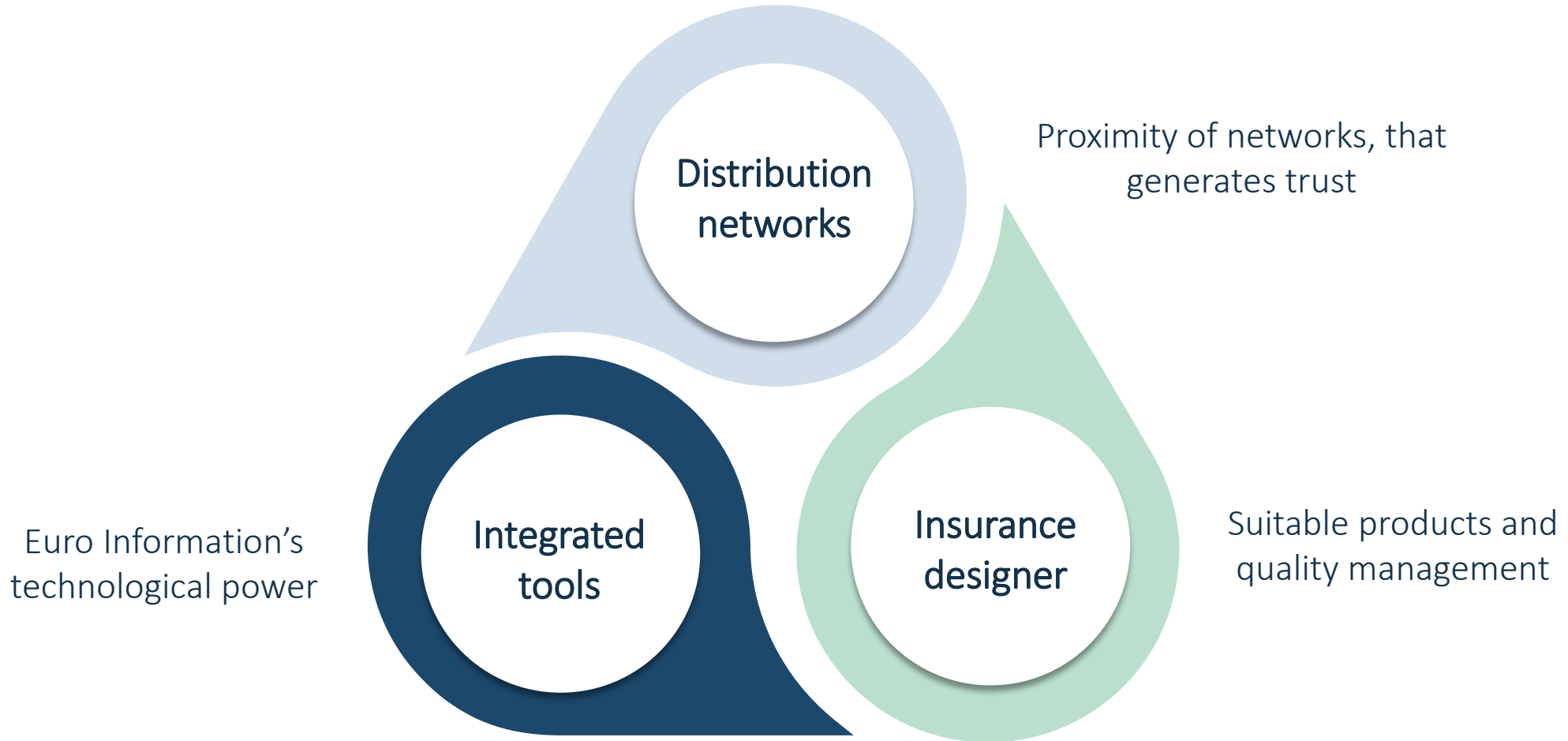
Non-consolidated entity under IFRS

Mutual entities without capital links

* Members of GIE ACM, economic interest grouping, which concentrates all the resources, including personnel, of the French entities of GACM

GACM: BUSINESS MODEL

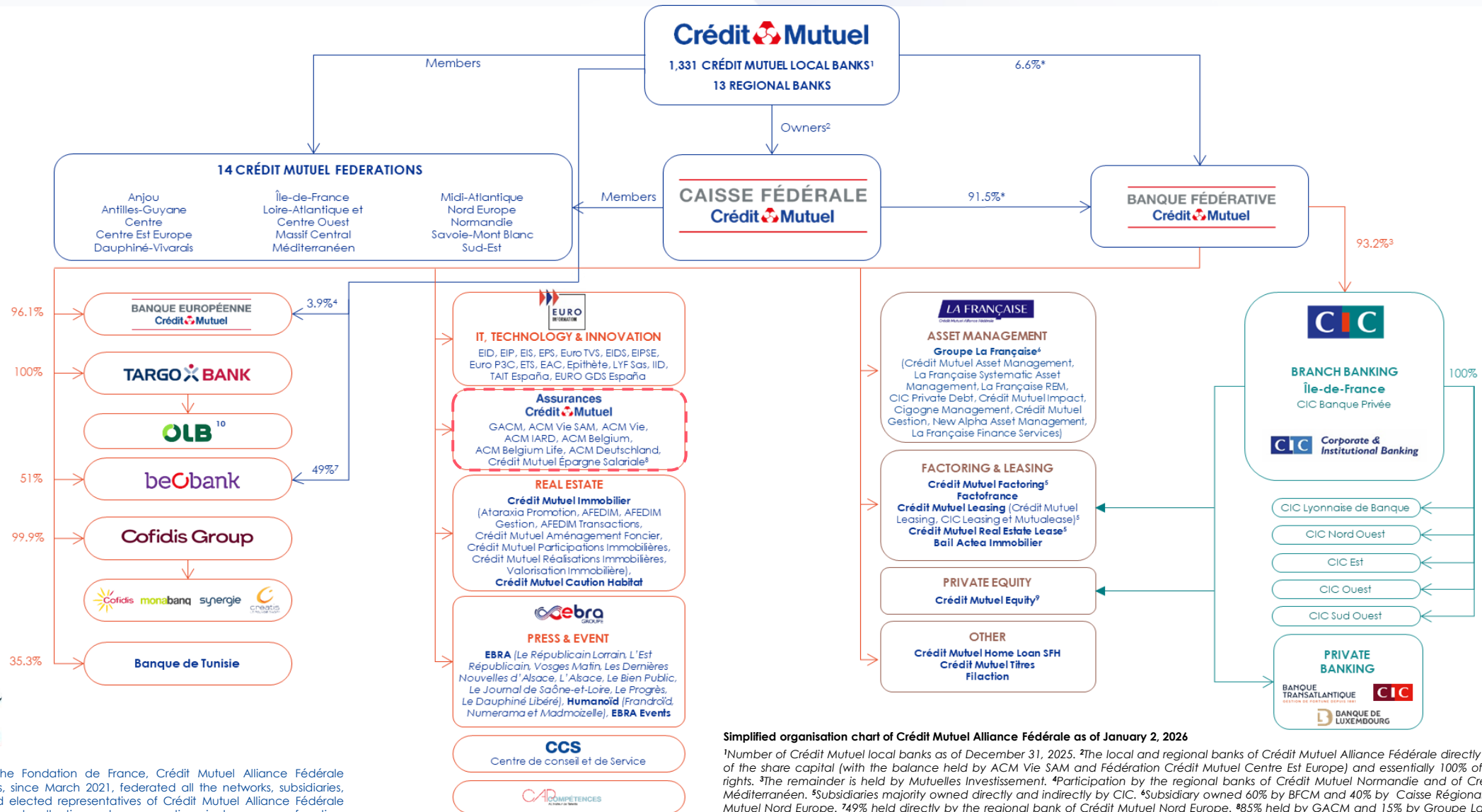
Symbiosis between three professions of our group



Better customer knowledge, better quality of service, better technological potential

CRÉDIT MUTUEL ALLIANCE FÉDÉRALE: ORGANISATION

Simplified organisation chart of the group



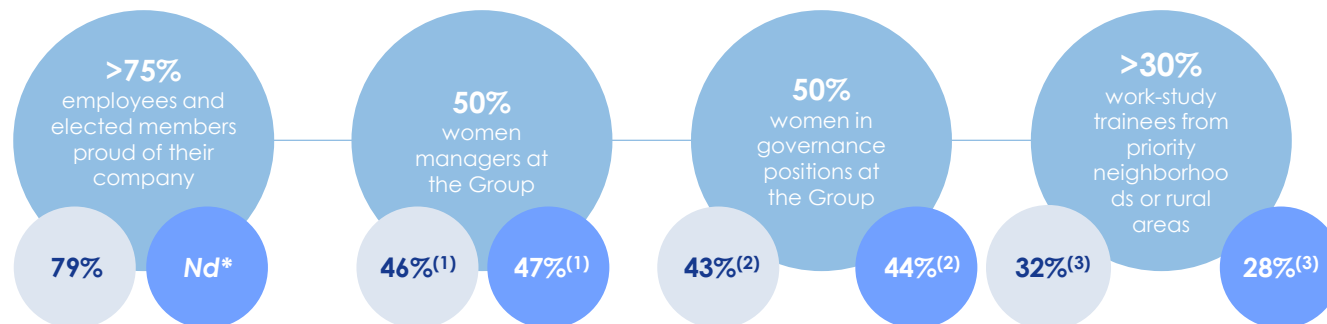
Simplified organisation chart of Crédit Mutuel Alliance Fédérale as of January 2, 2026

¹Number of Crédit Mutuel local banks as of December 31, 2025. ²The local and regional banks of Crédit Mutuel Alliance Fédérale directly hold 87.1% of the share capital (with the balance held by ACM Vie SAM and Fédération Crédit Mutuel Centre Est Europe) and essentially 100% of the voting rights. ³The remainder is held by Mutuelles Investissement. ⁴Participation by the regional banks of Crédit Mutuel Normandie and of Crédit Mutuel Méditerranéen. ⁵Subsidiaries majority owned directly and indirectly by CIC. ⁶Subsidiary owned 60% by BFCM and 40% by Caisse Régionale of Crédit Mutuel Nord Europe. ⁷49% held directly by the regional bank of Crédit Mutuel Nord Europe. ⁸85% held by GACM and 15% by Groupe La Française. ⁹Private equity subsidiary of Crédit Mutuel Alliance Fédérale. ¹⁰OLB is a subsidiary of TARGO Deutschland GmbH. ¹¹The remainder (1.9%) is held by Crédit Mutuel Maine-Anjou, Basse-Normandie (1.4%) and Crédit Mutuel Océan (0.5%).

CRÉDIT MUTUEL ALLIANCE FÉDÉRALE: 2024-2027 STRATEGIC PLAN

Targets and last results

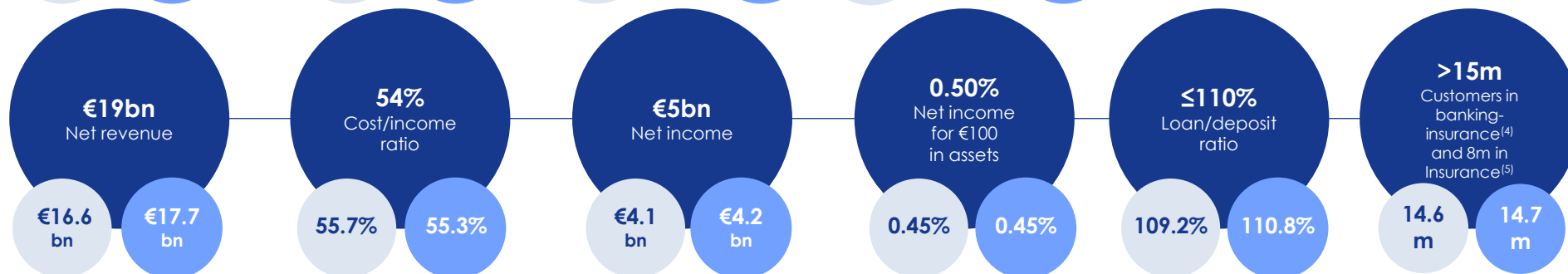
TOGETHERNESS



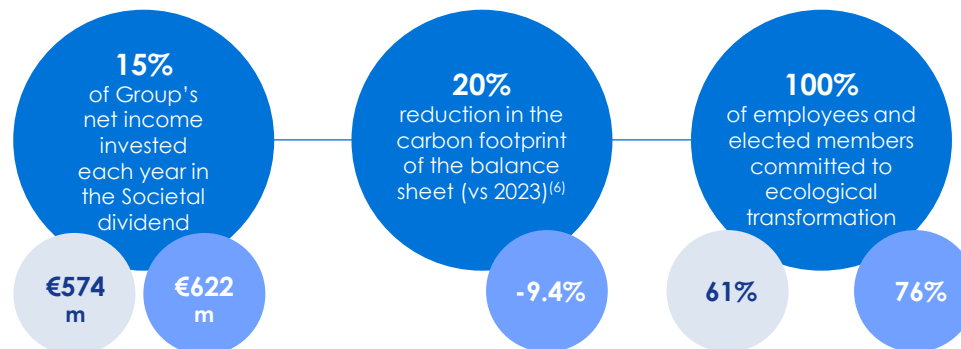
TOGETHERNESS
— PERFORMANCE
— SOLIDARITY



PERFORMANCE



SOLIDARITY



- (1) Crédit Mutuel Alliance Fédérale sustainability report's scope.
- (2) Group management committees, boards of directors and supervisory boards of Crédit Mutuel Alliance Fédérale umbrella structures. Ambition expressed as a Group average. The individual objectives of each entity take into account the reality of the employment market for their activity.
- (3) Scope: common social base.
- (4) Scope: Banking network in France.
- (5) Customers with a major product.
- (6) In percentage of tCO2e/€m at end 2025 vs 2024. Crédit Mutuel Alliance Fédérale has recalculated its 2023 and 2024 emissions to assess its pro forma decarbonization trajectory (see 2025 sustainability report).

* Survey "vous avez la parole" in progress, not released to date.

1st bank with the status of benefit corporation (« *Entreprise à mission* »)

Crédit Mutuel Alliance Fédérale stands out as a benefit corporation



Our 5 missions

Adoption of the status of benefit corporation in 2020

1st bank to adopt it

A « *raison d'être* » in line with its values and included in the articles of association

Ensemble, écouter et agir
« *Listening and acting together* »

Adoption of social and environmental goals

Monitoring of the commitments by a **Mission committee** and **Mission committee reports** published annually

1

SUPPORTING OUR CUSTOMERS AND MEMBERS TO THE BEST OF THEIR INTERESTS

2

ACTING FOR EVERYONE AND REFUSING ALL DISCRIMINATION

3

PUTTING TECHNOLOGY TO WORK FOR PEOPLE

4

CONTRIBUTING TO THE DEVELOPMENT OF THE REGIONS

5

WORKING TOWARDS A FAIRER AND MORE SUSTAINABLE SOCIETY



Until 2024: 15 commitments, all achieved



2025: 20 new commitments

Societal Dividend

Concrete actions for the society put in place thanks to the Societal dividend



Commitment to **allocate 15% of net income each year** (target 2027: €2.5bn)
€622m allocated in 2025, i.e more than €1.6bn since 2023

Environmental and Solidarity Revolution Fund

Article 9 Fund (SFDR), whose management is delegated to **Crédit Mutuel Impact**

23 vehicles focusing on the following themes:

- **Better preservation:** Acquisition of **3 forests** and **1 investment** for the manufacture of rock by electrolysis against coastal erosion;
- **Better production:** **13 investments** notably in new, highly innovative low-carbon energy sources, and velopropeled freight transport;
- **Better eating:** **4 investments** to promote healthy and organic food;
- **Better housing:** **1 investment** in co-living;
- **Better moving:** **1 investment** in a new generation of maritime transport.

Inclusive and solidarity pricing offerings⁽¹⁾

19 offers at 2025-end (of which 9 launched in 2025)

Solidarity & inclusion

- Abolition of the borrower insurance health questionnaire for individuals and professionals;
- Help for the elderly and disabled: with the "Adaptation Home Loan" and the "Adapted Vehicle Loan"
- *Passbook savings accounts for others* (LEA);
- Free association banking package offering.

Environment and biodiversity

- Zero-interest rate bike offering;
- Pre-financing of aid for energy renovation;
- Zero-interest soft mobility offering;
- *Social Leasing for Pros.*

Agriculture & food

- Agri installation loan.

Youth and integration

- Zero-interest solidarity student loan;
- EBRA youth press offering.

Sponsorship and support for non-profit organizations

Leading sponsoring company in France⁽²⁾

One of the greatest supporters of the non-profit sector

Direct and skills-based sponsorship (local banks and Crédit Mutuel federations, Caisse Fédérale, CIC network, subsidiaries, specialized businesses)

- Subsidies granted to internal foundations and to the Crédit Mutuel Foundation for Reading.

Sponsorship via the Crédit Mutuel Alliance

Fédérale Foundation⁽³⁾ in support of the non-profit sector focused on solidarity in the regions and environmental preservation:

- Support in 2025:
 - **138 non-profit organizations,**
 - **€56m** granted;
- Support since its creation:
 - **More than 300 non-profit organizations,**
 - **€140m** granted.



Strong and committed partnerships with local non-profit organizations and national structures in the fields of music, sports, and culture.

1. Non-exhaustive list. These offers are subject to conditions.

2. Carenews/Equanity 2025 surveys, based on data available in 2023.

3. The foundation's governance relies on the employees and elected members of Crédit Mutuel Alliance Fédérale. It has an executive committee and two commissions, one for each area of focus: Environment and Solidarity in the regions.

ACM Investor relations
investorrelations@acm.fr

ACM Investor page
www.acm.fr/fr/investors/investors-en.html